




A-I SCAFFOLD MFG., INC.

590 Commerce Parkway | Hays, KS 67601
 Ph 785.621.5121 | Fax 785.621.5122
 www.a1scaffoldmfg.com

PLANK & DECKING

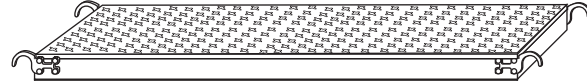


PAP (Aluminum Plywood Deck)

Part Number	Description	Weight (lbs.)
Aluminum / Plywood Planking		
W Hook		75 pounds per sq. ft.
PAP7	19" x 7' Alum / Ply	32.0
PAP76	19" x 7'6" Alum / Ply	34.0
PAP8	19" x 8' Alum / Ply	36.0
*PAP10	19" x 10' Alum / Ply	40.0
PAPHA	Replacement Hook Assembly	.9
B#1 Hook		75 pounds per sq. ft.
PAP71	19" x 7' Alum / Ply	32.0
PAP761	19" x 7'6" Alum / Ply	34.0
PAP81	19" x 8' Alum / Ply	36.0
*PAP101	19" x 10' Alum / Ply	40.0
PAPHA1	Replacement Hook Assembly	.9
B#2 Hook		75 pounds per sq. ft.
PAP72	19" x 7' Alum / Ply	32.0
PAP762	19" x 7'6" Alum / Ply	34.0
PAP82	19" x 8' Alum / Ply	36.0
*PAP102	19" x 10' Alum / Ply	40.0
PAPHA2	Replacement Hook Assembly	.9

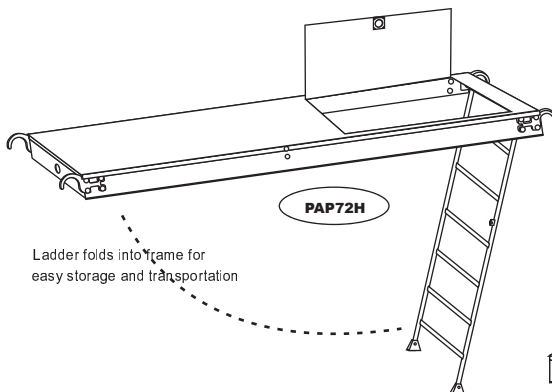
* 50 lbs. p/sq. ft.

Other Sizes Available



PAA (All Aluminum Deck)

Part Number	Description	Weight (lbs.)
All Aluminum Planking		
W Hook		75 pounds per sq. ft.
PAA7	19" x 7' All Aluminum	32.0
PAA76	19" x 7'6" All Aluminum	34.0
PAA8	19" x 8' All Aluminum	36.0
*PAA10	19" x 10' All Aluminum	40.0
PAAHA	Replacement Hook Assembly	.9
B#1 Hook		75 pounds per sq. ft.
PAA71	19" x 7' All Aluminum	32.0
PAA761	19" x 7'6" All Aluminum	34.0
PAA81	19" x 8' All Aluminum	36.0
*PAA101	19" x 10' All Aluminum	40.0
PAAHA1	Replacement Hook Assembly	.9
B#2 Hook		75 pounds per sq. ft.
PAA72	19" x 7' All Aluminum	32.0
PAA762	19" x 7'6" All Aluminum	34.0
PAA82	19" x 8' All Aluminum	36.0
*PAA102	19" x 10' All Aluminum	40.0
PAAHA2	Replacement Hook Assembly	.9



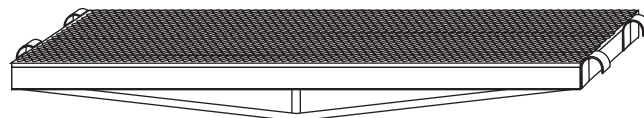
Ladder folds into frame for easy storage and transportation

Part Number	Description	Weight (lbs.)
Aluminum / Plywood Planking		
PAP72H	28" x 7' Alum/Ply Plank Top Hatch W/ 6' Ladder	68.0



PAA3 (All Aluminum Deck - Triple Hook)

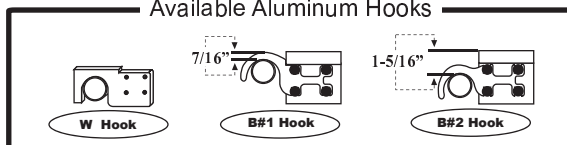
Part Number	Description	Weight (lbs.)
Triple Hook Decks		
PAA73	19" x 7' All Aluminum	30.0
*PAA103	19" x 10' All Aluminum	41.0




Expanded Metal Deck (Trussed)

Part Number	Description	Weight (lbs.)
Expanded Metal Decks		
PX7	19" x 7' Walkboard / Catwalk	45.0
PX76	19" x 7'6" Walkboard / Catwalk	47.0
PX8	19" x 8' Walkboard / Catwalk	51.0
PXT7	19" x 7' Trussed Deck	57.0
PXT76	19" x 7'6" Trussed Deck	60.0
PXT8	19" x 8' Trussed Deck	64.0
PXT10	19" x 10' Trussed Deck	84.0

Available Aluminum Hooks





Certified Scaffold Plank / Rodded

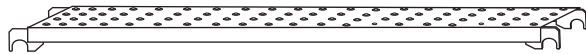
Part Number Description Weight (lbs.)

2"x10" Certified Scaffold Plank / Rodded

PPDR-6	2" x 10" x 6'	22.5
PPDR-8	2" x 10" x 8'	30.0
PPDR-9	2" x 10" x 9'	33.7
PPDR-10	2" x 10" x 10'	37.5
PPDR-12	2" x 10" x 12'	45.0
PPDR-16	2" x 10" x 16'	60.0

2"x12" Certified Scaffold Plank / Rodded

PPDR-2126	2" x 12" x 6'	27.0
PPDR-2128	2" x 12" x 8'	36.0
PPDR-2129	2" x 12" x 9'	40.5
PPDR-21210	2" x 12" x 10'	45.0
PPDR-21212	2" x 12" x 12'	54.0
PPDR-21216	2" x 12" x 16'	72.0



Grated Steel Plank w/ S Hook

Part Number Description Weight (lbs.)

Grated Steel Plank (w/ S Hooks)

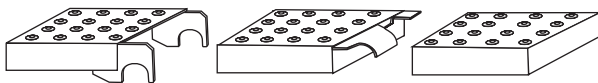
PSS-3	2 1/2" x 9" x 3'	16.8
PSS-36	2 1/2" x 9" x 3'6"	19.0
PSS-4	2 1/2" x 9" x 4'	21.0
PSS-5	2 1/2" x 9" x 5'	25.3
PSS-6	2 1/2" x 9" x 6'	30.0
PSS-7	2 1/2" x 9" x 7'	33.8
PSS-8	2 1/2" x 9" x 8'	38.0
PSS-9	2 1/2" x 9" x 9'	42.3
PSS-10	2 1/2" x 9" x 10'	46.5

Available Hook Styles for Grated Steel Plank

S - HOOK

W - HOOK

END CAP

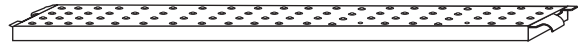


Laminated Veneer Scaffold Boards

Part Number Description Weight (lbs.)

Laminated Veneer Scaffold Boards

PMCL-8	1 1/2" x 9 1/2" x 8'	25.5
PMCL-10	1 1/2" x 9 1/2" x 10'	31.5
PMCL-12	1 1/2" x 9 1/2" x 12'	37.5
PMCL-16	1 1/2" x 9 1/2" x 16'	50.5



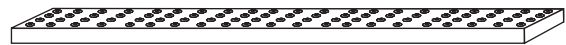
Grated Steel Plank w/ W Hook

Part Number Description Weight (lbs.)

Grated Steel Plank (w/ W Hooks)

PSW-3	2 1/2" x 9" x 3'	18.8
PSW-36	2 1/2" x 9" x 3'6"	21.0
PSW-4	2 1/2" x 9" x 4'	23.0
PSW-5	2 1/2" x 9" x 5'	27.3
PSW-6	2 1/2" x 9" x 6'	32.0
PSW-7	2 1/2" x 9" x 7'	35.8
PSW-8	2 1/2" x 9" x 8'	40.0
PSW-9	2 1/2" x 9" x 9'	44.3
PSW-10	2 1/2" x 9" x 10'	48.5

Other Sizes Available



Grated Steel Plank w/ End Cap

Part Number Description Weight (lbs.)

Grated Steel Plank (w/ End Cap)

PSC-3	2 1/2" x 9" x 3'	16.8
PSC-36	2 1/2" x 9" x 3'6"	19.0
PSC-4	2 1/2" x 9" x 4'	21.0
PSC-5	2 1/2" x 9" x 5'	25.3
PSC-6	2 1/2" x 9" x 6'	30.0
PSC-7	2 1/2" x 9" x 7'	33.8
PSC-8	2 1/2" x 9" x 8'	38.0
PSC-9	2 1/2" x 9" x 9'	42.3
PSC-10	2 1/2" x 9" x 10'	46.5

Other Sizes Available